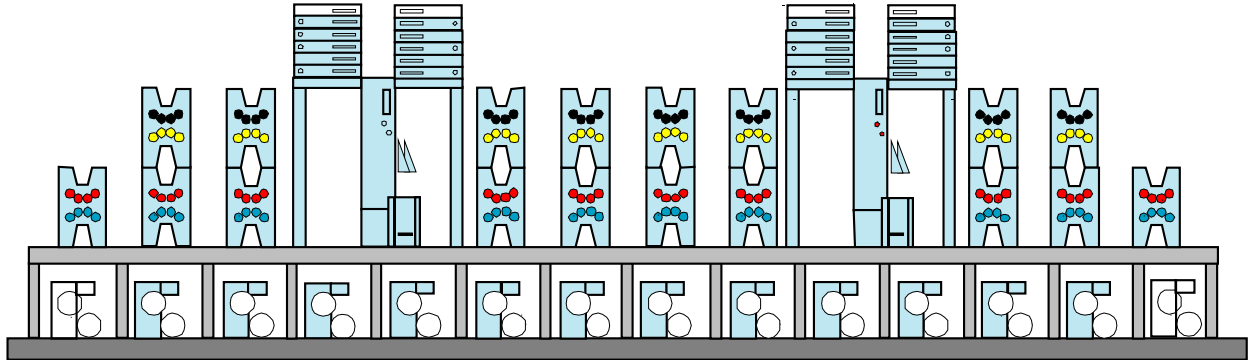


# NEWSQUEST SOUTHERN PRINT CENTRE

Test Lane, Redbridge  
Southampton, SO16 9JX  
Tel: 02380 424802



## PRODUCTION SPECIFICATIONS

11/17/09



## Print Specifications 1.

The aim of this specification sheet is to provide you with the information needed to supply Newsquest (Hampshire and Dorset) Ltd with press ready PDF's for contract printing. Supplying PDF's in the correct format will help ensure that your pages appear correctly and to the best possible standard on the newsprint.

### Print styles, page types and templates.

The contract print department at Newsquest (Hampshire and Dorset) Ltd can produce the following print styles. Tabloid (Single pages, false spread & double page spreads) and Broadsheet. Quark and InDesign templates are available on request for all print styles, or use the following setting;

Tabloid, single page ~ 325mm by 264mm including folio, cropped to image. (Fig 1 page 5)

Tabloid, double page spread ~ 325mm by 550mm including folio, cropped to image. (Fig 2 page 5)

Tabloid, single page false spread ~ 325mm by 275mm including folio, cropped to image. (Fig 3 page 5)

Broadsheet, standard page ~ 548mm by 325mm including folio, cropped to image. (Fig 4 page 5)

Failure to stay within the specified print areas will most likely result in some of the printable image being lost. Any excessive or uneven margins will result in disproportionate positioning of the pages. This will cause pages not to back up and possibly being cut off. All page elements should be created as CMYK not RGB with text as black only, not 4 colour black which will reproduce poorly on an off set web printing press. All pages except spreads are printed with colour bars and registration marks unless specified otherwise.

### PDF format.

To ensure your publication is printed as supplied we need a PDF generated based on Newsquest (Hampshire and Dorset) Ltd settings, or press optimized with the fonts embedded. Do not use the default settings which are only suitable for use on the web, soft proofing, printing from desktop, etc.

If you wish to create a Distiller profile based on settings used by Newsquest (Hampshire and Dorset) Ltd for our own production, please use the following information, settings may vary due to the version of Distiller or the program you are using to create your PDF's. The information supplied is a guide based on the work flow we have in house, all new customers must supply test PDF's before any printing of live jobs.

To create settings manually in Acrobat Distiller, go to the settings menu option, then, click down to job options. Enter the settings shown on page two and click on the save as button. Call the options file 'Newsquest Press Options' and save it into the settings folder within Acrobat distiller. This options file will now appear automatically within Acrobat distiller and can be used in the normal way.

All PDF files should be supplied as single pages with no crops, bleeds, margins or registration marks. Each file should be the exact document size with no white margins unless part of the design.



## Print Specifications 2.

### Distiller recommendations.

#### General:

Compatibility ~ Acrobat 4.0 (PDF 1.3)  
ASCII format ~ Un-checked  
Optimize PDF ~ Un-checked  
Generate thumbnails ~ Un-checked  
Resolution ~ 1270 DPI  
Binding ~ Left

#### Compression: 'Color Bitmap Images'

Re-sampling ~ Checked ~ Bicubic down sampling at 300 DPI  
Compression ~ Checked ~ Automatic  
Quality ~ High

#### Compression: 'Gray scale Bitmap Images'

Re-sampling ~ Checked ~ Bicubic down sampling at 300 DPI  
Compression ~ Checked ~ Automatic  
Quality ~ High

#### Compression: 'Monochrome Bitmap Images'

Re-sampling ~ Checked ~ Bicubic down sampling at 1270 DPI  
Compression ~ Checked ~ CCITT group 4  
Compress text and line art ~ Checked

#### Fonts:

Embed all fonts ~ Checked  
Subset all embedded when percent of characters used is less than 100% ~ Checked  
When embedding fails ~ cancel job

#### Colour:

Conversion ~ Leave color unchanged ~ Checked  
Preserve overprint settings ~ Checked  
Preserve Under color removal and black generation settings ~ Checked  
Preserve transfer functions ~ Checked

#### Advanced:

Use prologue and epilogue.ps ~ Checked  
Allow postscript file to override job options ~ Checked  
Preserve level 2 copy page semantics ~ Checked  
Save portable job ticket inside PDF file ~ Checked

#### Document Structuring Conversions:

Process DSC comments ~ Checked  
Log DSC warnings ~ Un-checked  
Resize page and centre artwork for EPS files ~ Checked  
Preserve EPS information from DSC ~ Checked  
Preserve OPI comments ~ Checked  
Preserve document information from DSC ~ Checked

#### Default page sizes:

Width ~ 264mm  
Height ~ 325mm  
Units ~ Millimetres



## Print Specifications 3.

### Our recommendations on screens and scanning.

**Screen ruling:**

100 lines per inch, colour.  
85 lines per inch, grey scale.

**Screen angles:**

Cyan 15°, Magenta 75°  
Yellow 0°, Black 45°  
Monochrome Black 45°

**Origination for white newsprint:**

Highlight from drop-out in suitable areas.  
Shadow 100% (0-100)

**Dot Gain:**

26% at 50%

**Dot Structure:**

Euclidean.

**Adobe Set-ups:**

All colour images are scanned using Adobe Photoshop. The separation set-ups in Photoshop.

**Separation type:**

GCR

**Black Generation:**

Medium

**Black ink limit:**

90

**Total ink limit:**

220

**UCA:**

0

**Ink Densities:**

Cyan 0.8, Magenta 0.8, Yellow 0.7, Black 1.1

**Ink direction:**

Tabloid side by side, Broadsheet head to foot.

### Do's and don'ts

When using adverts with coloured type or white out on a coloured background the text must be at least 14pt. Black type on a coloured background should be at least 9 pt bold and preferably a sans serif font. Black text should not be produced as 4 colours black.

If you are using images downloaded from the internet they are likely to be low resolution JPEG files (72 dpi). We require at least 170 dpi (screened) and 800 (line art).



## Print Specifications 4.

### How to submit your PDF's

Before submitting your files to the CtP department please submit a page plan confirming pagination, colour position and whether there are separate sections, spreads or any other relevant instruction about your job. Failure to supply a page plan will result in the files being used exactly as named and as standard pairs, printed with colour bars and registration marks.

You will be supplied with a file name when your job has been booked, all files must be named correctly before sending to our automated work flow. Incorrectly named files will not pass through our system and will be required to be renamed by the supplier. This is time consuming and if a page plan has not been supplied they will need to be resubmitted. In the event of re-naming intervention by Newsquest an additional charge may be levied.

The current file name convention example below cannot be deviated from:

**SX\_AA\_20091110\_E1\_MAIN\_1\_001.PDF**

**SX** = Send Site code. Example: Sussex

**AA** = Product code. Example: The Argus

**20091110** = Date. Date must be in YYYYMMDD format

**E1** = Edition code. Standard editions run E1, E2, E3 etc. 2 character variables are available by agreement.

**MAIN** = Section code. Multiple pre-determined section codes are available. Unique naming by agreement.

**1** = Version number. Version number must be changed for re-submissions.

**001** = Page number reference. All page numbers must be 3 numeric characters and match imposition

**PDF** = Standard file name extension for portable document format.

You will receive a last file time for your PDF's to be submitted to the CtP department, failure to meet this deadline may result in missing your designated print slot. Please make contact with the CtP department prior to sending your files and when you believe you have submitted all pages. Provide a steady work flow and notify us of all resubmissions.

All files must be press ready PDF's based on Newsquest (Hampshire and Dorset) Ltd specifications and can be received in the following ways:

**FTP:** FTP will be assigned to print customers once bookings have been received.

**Email:** souctp@nqhd.co.uk

**CD/Flash:** Send to: CtP Department, Newsquest Southern Print Center, Test Lane, Redbridge, Southampton, SO16 9JX

**Tel:** Regarding page plans, work flow and file submissions only on 02380 424824



# Print Specifications 5.

Single page overall document size is 325 mm x 264 mm (Fig 1)

Double page spread overall document size is 325 mm x 550 mm (Fig 2)

Single page false spread overall document size is 325 mm x 275 mm (Fig 3)

Broadsheet page overall document size is 548 x 325 mm (Fig 4)

Fig 1:

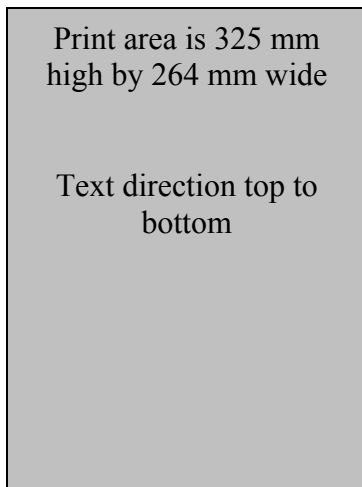


Fig 2:

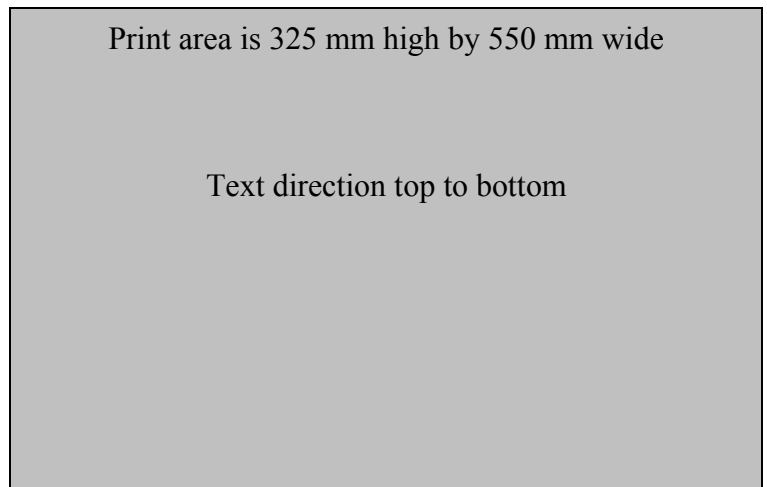


Fig 3:

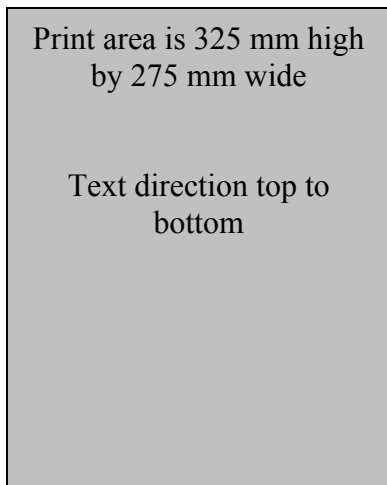


Fig 4:

